



Plein Air Printmaking:

*How you can do intaglio
printmaking outside your
studio*

By Bill Ritchie

**The first time I made a print outdoors I knew why I
designed a miniature press.**

My first Plein Air print

I made several states of a drypoint of the tree I was standing by.



An drypoint print, “Lake Sammamish Tree”.

At an art festival

The next time I went outdoors I went to Guemes Island for the Madrona Art Celebration. By then I had built a box that converted into a workbench.



Guemes Island Plum Tree

During the festival I made a drypoint of the tree where I had set up my press.



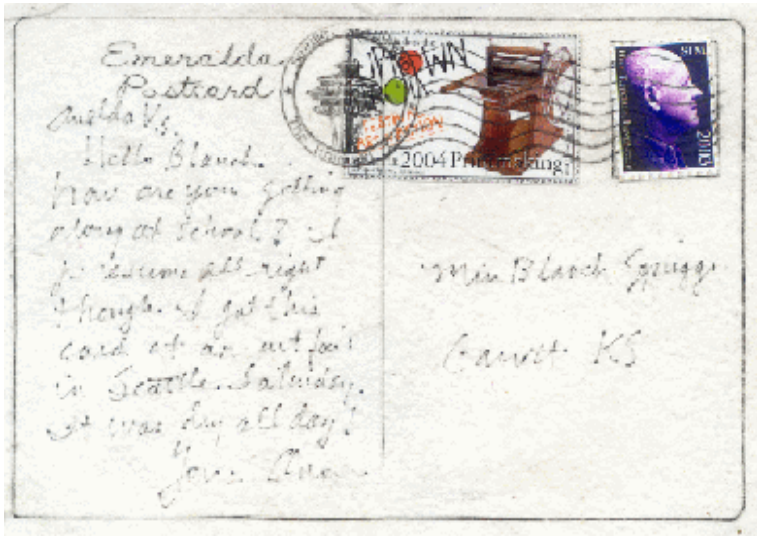
Uptown Stroll, Queen Anne

My community art affair is called Uptown Stroll, and I wheeled my outfit five blocks and set up shop on the sidewalk.



Postcard Commemorative

For the Uptown Stroll I made a plate to produce a commemorative postcard and stamp work.





At the beach

My family took a trip to the beach. I set up my press on the cabin's coffee table and made a drypoint of our granddaughter.

Portrait of Matilda

This is the drypoint; I had to use a digital picture in addition to her posing for the portrait.





At an Art Auction


Not really plein air, but an interesting event:
The Artist Trust Art Auction Preview Party and
Performance.

Trading Card, *Little Yogi*

Here is what I printed-and other people printed on, too-at the Artist Trust Auction.

At another Artist Trading Card event, more people got into the printmaking--including the kids.






On a Day Sail

There was a fundraiser auction, and I was one of the prizes-one of two artists giving printmaking and watercolor lessons on a sailboat.



In the photo at left, Bill's backpack actually contains the Mini Halfwood Press and everything you need to make a print, *plein air*.



Above, the Mini Halfwood Press on the Kadeka, a 36-foot sloop.


Plein Air Printmaking: *How you can do intaglio printmaking outside your studio*

Published by Halfwood Press
Division of Emeralda Works.
For more information write Bill
Ritchie at:
500 Aloha #105
Seattle WA 98109
(206) 285-0658 (C) (206) 498-9208

Gallery: Taylor Avenue Art Gallery
825 Taylor Avenue N., #3
Seattle WA 98109
ritchie@emeralda.com
www.emeralda.com

Halfwood Press Owners:
www.littleprints.us

**This MiniBook is based on Bill's
demonstration at Daniel Smith Inc. on
Saturday, September 16, 2006.**



The Mini
Halfwood
Press.